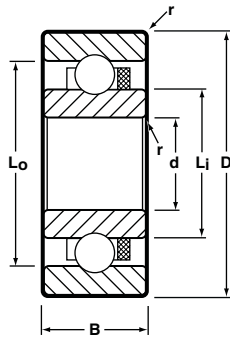


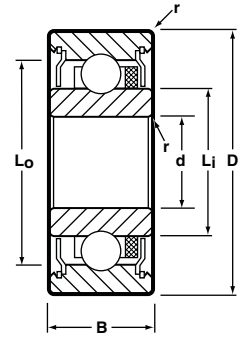
Radial



Open Machined Crown Cage



Shielded Machined Crown Cage

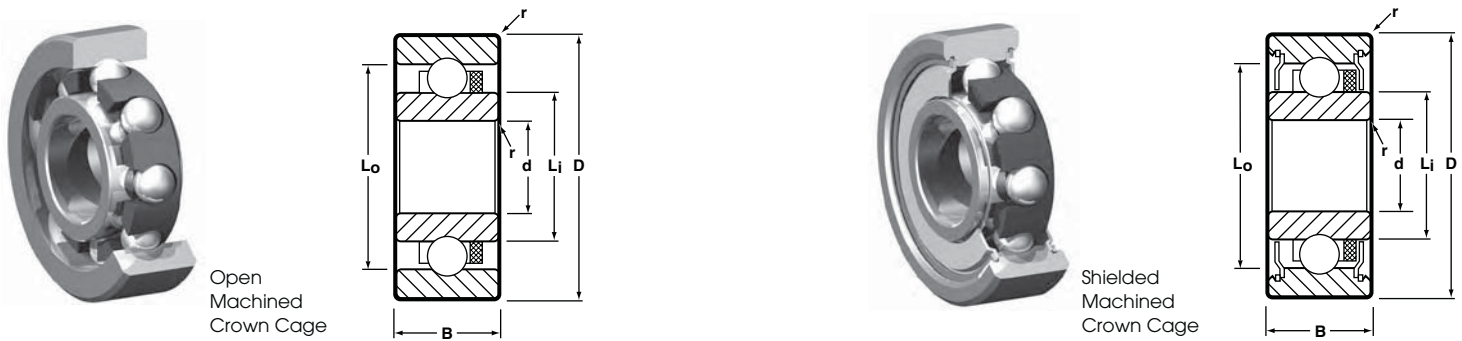


BASIC P/N	STANDARD CAGE AVAILABILITY	BORE d		O.D. D		WIDTH B		LAND DIAMETER (REFERENCE)		FILLET RADIUS r	BALL COMPLEMENT		LOAD RATINGS** LBS.	
		INCH	(mm)	INCH	(mm)	INCH	(mm)	L <sub>i</sub>	L <sub>o</sub>		NO. Z	SIZE D <sub>b</sub>	DYN. C	STATIC C <sub>0</sub>
SSRI-3332N1MC	M5	.0925	2.350	.1875	4.763	.0625	1.588	.118	.161	.003	7	1/32	19	6.5
SSL-525SD502B1	M5	.0927	2.355	.1969	5.000	.0591	1.500	.126	.170	.003	7	1/32	19	6.5
SSRI-5ZZSD516MC	M5	.0937	2.380	.1250	3.175	.1406	7.938	.173	—	.003	6	1/16	60	22
SSRI-3332MC ■	KC/M5	.0937	2.380	.1875	4.763	.0625	1.588	.118	.161	.003	7	1/32	19	6.5
SSRI-3332X3ZZMC ■	KC/M5/SC	.0937	2.380	.1875	4.763	.0937	2.380	.118	.167	.003	7	1/32	19	6.5
SSL-730MC	M5	.1181	3.000	.2756	7.000	.0787	2.000	.161	.227	.003	7	3/64	40	15
SSL-730X5ZZMC	M5	.1181	3.000	.2756	7.000	.1181	3.000	.161	.230	.003	8	.0394	33	12
DSRI-418X5MC ■ ▶	KC/M5	.1250	3.175	.2500	6.350	.0937	2.380	.159	.213	.003	8	.0394	33	12
SSRI-418X7WO5MC	M5	.1250	3.175	.2500	6.350	.1094	2.779	.159	.220	.003	8	.0394	33	12
DSRI-418X7ZMC ▶	KC/M5	.1250	3.175	.2500	6.350	.0937	2.380	.159	.221	.003	8	.0394	33	12
SSRI-418X7ZWO5	KC/M5	.1250	3.175	.2500	6.350	.1094	2.779	.159	.270	.003	8	.0394	33	12
SSRI-418X7ZZMC ■	KC/M5	.1250	3.175	.2500	6.350	.1094	2.779	.159	.220	.003	8	.0394	33	12
SSRI-518MC ■	KC	.1250	3.175	.3125	7.938	.1094	2.779	.173	.270	.003	6	1/16	60	22
SSRI-518X3ZWO7MC	KC/M5	.1250	3.175	.3125	7.938	.1406	3.571	.173	.283	.003	6	1/16	60	22
SSRI-518X3ZZMC ■	KC/M5/SC	.1250	3.175	.3125	7.938	.1406	3.571	.173	.283	.003	6	1/16	60	22
SSRI-618X3ZZMC	M5	.1250	3.175	.3750	9.525	.1406	3.571	.173	.283	.005	6	1/16	60	22
SSR-2XZZMC ■	KB/M5	.1250	3.175	.3750	9.525	.1562	3.967	.200	.321	.012	7	1/16	66	26
SSR-2ZZAMC	M5	.1250	3.175	.5000	12.700	.1719	4.366	.200	.301	.012	7	1/16	66	26
SSRI-5532ZZMC	KC/M5	.1562	3.967	.3125	7.938	.1250	3.175	.221	.285	.003	7	3/64	41	15
SSL-740MC	KC/M5	.1575	4.000	.2756	7.000	.0787	2.000	.189	.232	.003	7	1/32	20	7
SSL-940MC	M5	.1575	4.000	.3543	9.000	.0984	2.500	.200	.300	.012	7	1/16	66	26
SSL-940ZZMC	M5	.1575	4.000	.3543	9.000	.1575	4.000	.200	.323	.012	7	1/16	66	26
SSRI-5632WO6MC ■	M5	.1875	4.763	.3125	7.938	.1094	2.779	.221	.279	.003	7	3/64	41	15
SSRI-5632ZZMC ■	KC/M5	.1875	4.763	.3125	7.938	.1250	3.175	.221	.285	.003	7	3/64	41	15
SSRI-6632X5MC ■	M5	.1875	4.763	.3750	9.525	.1250	3.175	.235	.325	.003	8	1/16	76	31
SSRI-6632X5ZZMC ■	KB/KC/M5	.1875	4.763	.3750	9.525	.1250	3.175	.235	.341	.003	8	1/16	76	31
SSR-3X6ZZMC ■	KC/M5	.1875	4.763	.5000	12.700	.1960	4.978	.276	.433	.012	7	3/32	140	59
SSL-1150ZZMC	M5	.1969	5.000	.4331	11.000	.1969	5.000	.252	.374	.006	7	1/16	66	26
SSRI-614ZZMC	KC/M5/SC	.2500	6.350	.3750	9.525	.1250	3.175	.285	.348	.003	13	.0394	43	21
SSRI-814ZZMC ■	KC/M5	.2500	6.350	.5000	12.700	.1875	4.763	.330	.452	.005	10	1/16	88	40
SSR-4ZZMC ■	KC/M5	.2500	6.350	.6250	15.875	.1960	4.978	.364	.544	.012	8	3/32	159	70
SSR-4X3ZZMC ■	KC/M5	.2500	6.350	.6250	15.875	.1960	4.978	.323	.513	.012	8	3/32	159	70
SSL-1370X6ZZMC	M5	.2756	7.000	.5118	13.000	.1575	4.000	.330	.455	.006	10	1/16	88	40
SSL-1680	KC	.3150	8.000	.6299	16.000	.1575	4.000	.409	.534	.008	9	3/32	170	79
SSL-1680ZZMC	M5	.3150	8.000	.6299	16.000	.1969	5.000	.409	.553	.008	9	3/32	170	79
SSL-1680ZZW06MC	KC	.3150	8.000	.6299	16.000	.2362	6.000	.409	.553	.008	9	3/32	170	79

Notes:

- Inch to metric conversion—see page 63.
  - Basic part numbers shown above include code "SS" for AISI 440C stainless steel. If SAE 52100 chrome alloy steel is desired delete SS.
  - See page 61 for ABEC tolerances.
  - r=Maximum shaft or housing fillet radius that bearing corners will clear.
  - Please consult with factory for machined cage options.
  - Metric/inch conversions are given for reference only.
- Also available in flanged version. Please consult with factory.
- \*\* Load ratings are based on ABMA Standard #12.
- ▶ D=Ring material made of 400 series martensitic stainless steel.

Radial



BASIC P/N	STANDARD CAGE AVAILABILITY	BORE d		O.D. D		WIDTH B		LAND DIAMETER (REFERENCE)		FILLET RADIUS r	BALL COMPLEMENT		LOAD RATINGS** LBS.	
		INCH	(mm)	INCH	(mm)	INCH	(mm)	Li	Lo		NO. Z	SIZE Db	DYN. C	STATIC Co
SSRI-8516MC ■	M5	.3125	7.938	.5000	12.700	.1562	3.967	.362	.450	.005	11	1/16	93	43
SSRI-8516ZZSD505MC	KC/M5	.3125	7.938	.5000	12.700	.1562	3.967	.362	.460	.005	11	1/16	93	43
SSL-1680ZZW06MC	KC/M5	.3150	8.000	.6299	16.000	.2362	6.000	.409	.554	.012	9	3/32	170	79
SSR-2280MC	KC/M5	.3150	8.000	.8661	22.000	.2756	7.000	.463	.704	.016	7	5/32	569	273
SSR-2280ZZW301MC	KC/M5	.3150	8.000	.8661	22.000	.4060	10.312	.463	.744	.016	7	5/32	569	273
SSRI-1038XZZ	KC/M5	.3750	9.525	.6250	15.875	.1562	3.937	.458	.557	.010	12	1/16	96	53
SSRI-1038XZZSD518	KC/M5	.3750	9.525	.6250	15.875	.1550	3.937	.458	.557	.010	12	1/16	96	53
SSRI-1038ZZW11MC	KC	.3750	9.525	.6250	15.875	.1960	4.978	.458	.557	.010	12	1/16	96	53
SSRI-1438MC ■	KC/M5	.3750	9.525	.8750	22.225	.2188	5.558	.521	.741	.016	7	5/32	569	273
SSRI-1438ZZMC ■	KC/M5	.3750	9.525	.8750	22.225	.2812	7.142	.476	.783	.016	7	5/32	569	273
SSRI-1212XZZMC	KC/M5	.5000	12.700	.7500	19.050	.1562	3.967	.587	.688	.010	16	1/16	111	71
SSRI-1212ZZW11MC	KC	.5000	12.700	.7500	19.050	.1960	4.978	.587	.687	.010	16	1/16	111	71
SSRI-1458ZZW11MC	KC/KF	.6250	15.875	.8750	22.225	.1960	4.978	.713	.797	.010	18	1/16	116	81
SSRI-1634ZZW11	KC	.7500	19.050	1.0000	25.400	.1562	3.967	.837	.922	.010	22	1/16	127	99

Notes:

- Inch to metric conversion—see page 63.
  - Basic part numbers shown above include code "SS" for AISI 440C stainless steel. If SAE 52100 chrome alloy steel is desired delete SS.
  - See page 61 for ABEC tolerances.
  - r=Maximum shaft or housing fillet radius that bearing corners will clear.
  - Please consult with factory for machined cage options.
  - Metric/inch conversions are given for reference only.
- Also available in flanged version. Please consult with factory.  
 \*\* Load ratings are based on ABMA Standard #12.

**CUSTOM SPECIALTY BEARINGS** have been developed for applications that require precise running accuracy and high speed capability, with the option of autoclavability. The machined Torton® cage, designated as retainer option (M4, M5), is proven to withstand repeated autoclaving. This machined Torton® retainer also has the option of a patented silver coating, which extends operational life in marginally lubricated applications and provides an added benefit with the antimicrobial properties of the silver coating.

These bearings are widely used in critical dental/medical applications, although they are ideally suited for any high speed (up to 500,000 rpm)

application. The design of these bearings incorporates the advantage of ultra-precision tolerances, a geometrically balanced design, super finished raceways, improved ball grade and a variety of retainer options.

The standard cage options are noted by chassis size, although there are numerous other materials available that can be used to optimize performance specific to your unique application. All of the sizes listed represent current production sizes, although almost any part can be designed to take advantage of the operating characteristics of our Custom Specialty Bearings.

Torton® is a registered trademark of Solvay Advanced Polymers, L.L.C.